

Evaluating RAID in the Real World



Andy Kowalski

SURA/Jefferson Lab

Jefferson Lab

- Who are we?
 - SURA/DOE
- What do we do?
 - High Energy Nuclear Physics
 - Operate a 4 GeV continuous electron beam accelerator
- Research
 - quark and gluon

Jefferson Lab



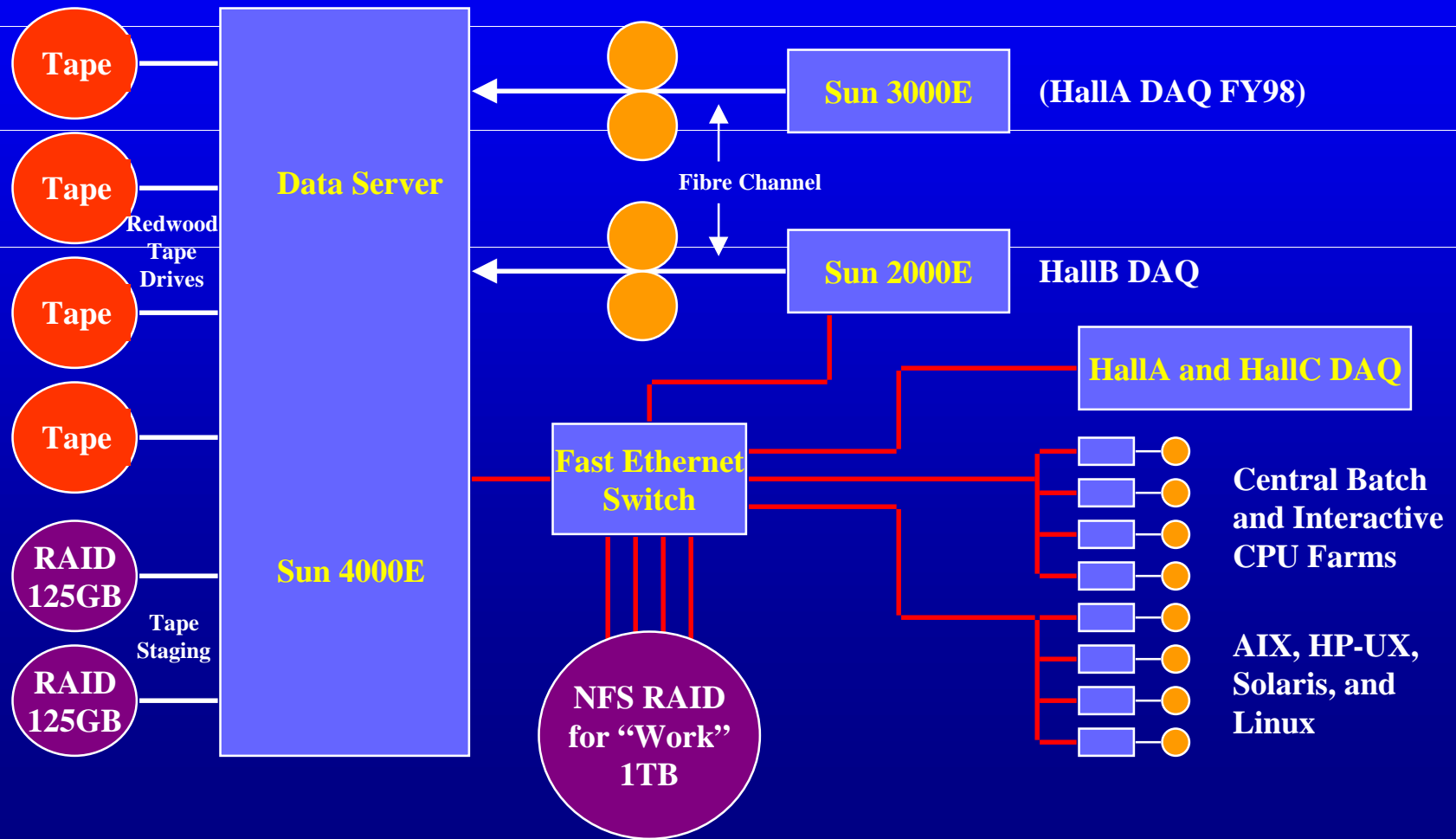
Environment

- Three experimental halls
- Data rates
 - 1 TB/day, 1-100 GB/day, 1-100 GB/day
 - total I/O rate of 3TB/day with batch farm
- Storage Capacities
 - STK SILO with SD3 (Redwood) tape drives
 - Disk Space - 2TB of RAID

Environment cont.

- Fast Ethernet and Fibre Channel
- Batch Farm 350+ SPECint95
 - 6 Dual Sun Ultra2
 - 5 Dual IBM RS6000
 - 11 Dual Pentium II
- Analysis Farm 200+ SPECint95
- Load Sharing Facility (LSF)
- Open Storage Manager (OSM)

Data Path



Why Raid

- High capacities for tape staging and work
 - storage for lots of 2GB files
 - high transfer rate
 - stream to tape at 10MB/sec
 - simultaneous access
- Data Integrity
- Disk management

Considerations

- Access patterns and effects on the data rates
 - simultaneous tape and farm node copies
 - effects on tape transfer rates must be minimal
- Just a Bunch of Disks (JBOD)
 - inexpensive
 - requires software for striping
 - hard to manage

Considerations

- Hardware vs. Software RAID
 - performance
 - dealing with multiple accesses
- Which RAID level?
 - RAID 0 for HallB DAQ
 - needs to be fast
 - RAID 5 for work areas and staging
 - needs to be available
 - needs to be fast

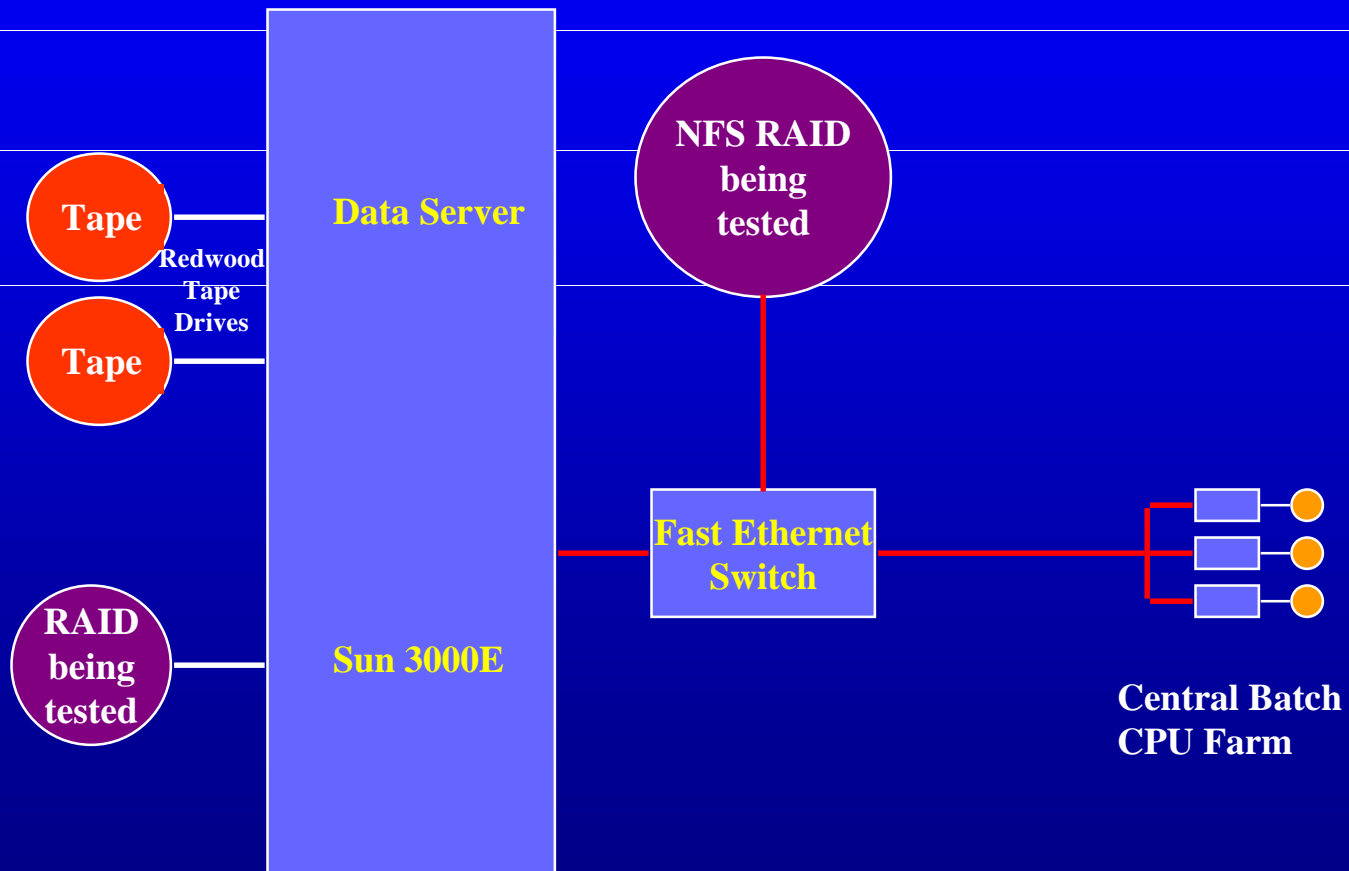
RAID System Evaluations

- Two Procurements
 - direct attached
 - NFS
- Why we wanted to do on site evaluations
 - understand vendor's numbers and units of measure
 - see how it would work in our environment
- Real comparisons (not just glossies)

Analyze the Data Path

- Determine the uses and locations for RAID
 - tape staging
 - work areas
- Measure data rate for each segment
- Make baseline measurements without RAID
 - compare with the introduction of RAID

Test Setup



Host Attached Tests Performed

- RAID (tests were also run in reverse)
 - Memory to Raid
 - Memory to Raid (3 simultaneously)
 - Memory to Raid and Raid to Memory (simultaneously)
 - Raid to Tape
 - Raid to Tape and Memory to Raid
 - Tape to Raid and Raid to Network

NFS Tests Performed

- NFS RAID (tests were also run in reverse)
 - Memory to Raid
 - Memory to Raid (3 simultaneously)
 - Memory to Raid (2 simultaneously) and Raid to Memory (2 simultaneously)

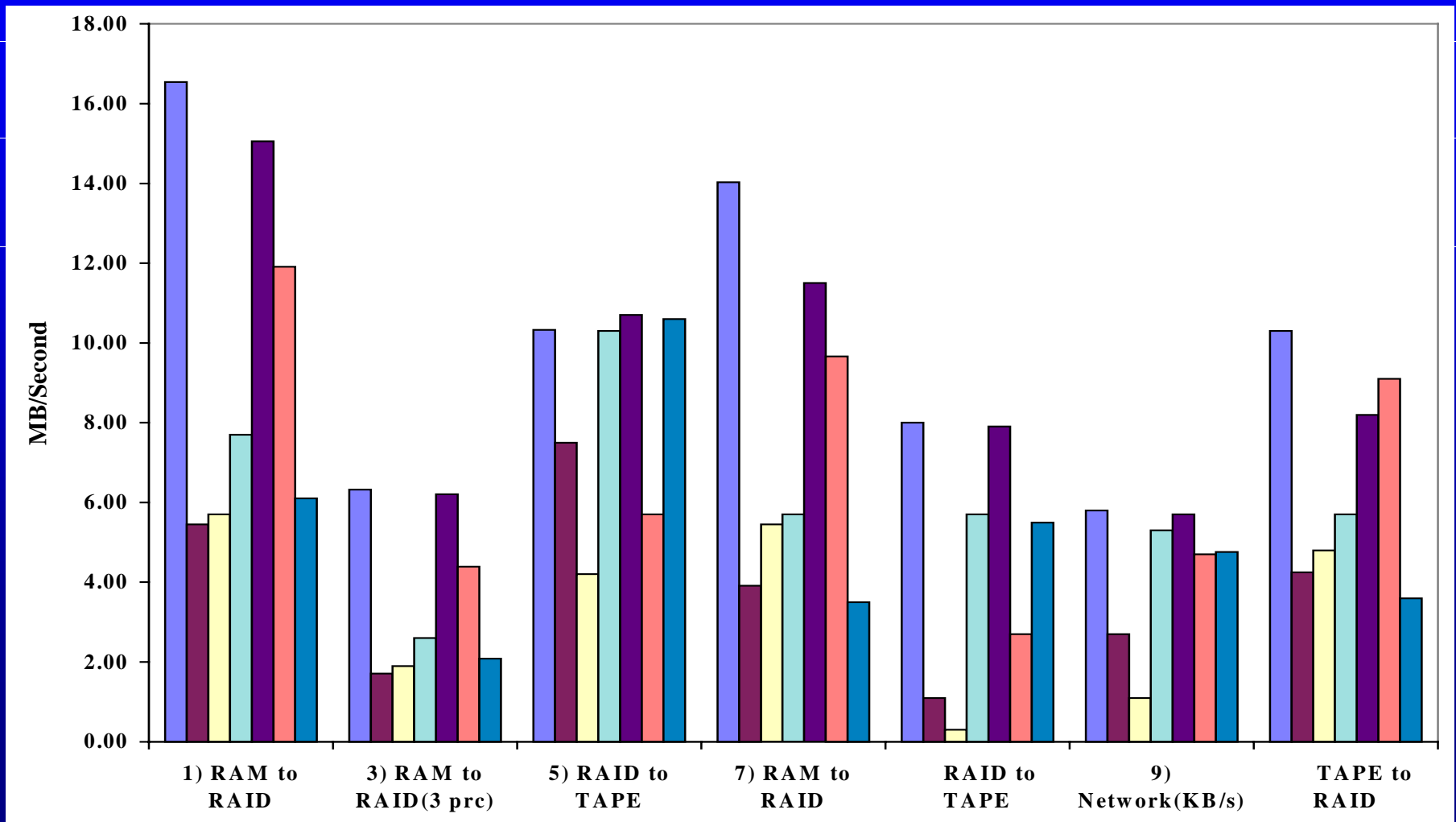
Procurement

- Host Attached
 - Limited competitive purchase
 - Limited budget
 - Limited price range
- NFS
 - Limited to two vendors for compatibility

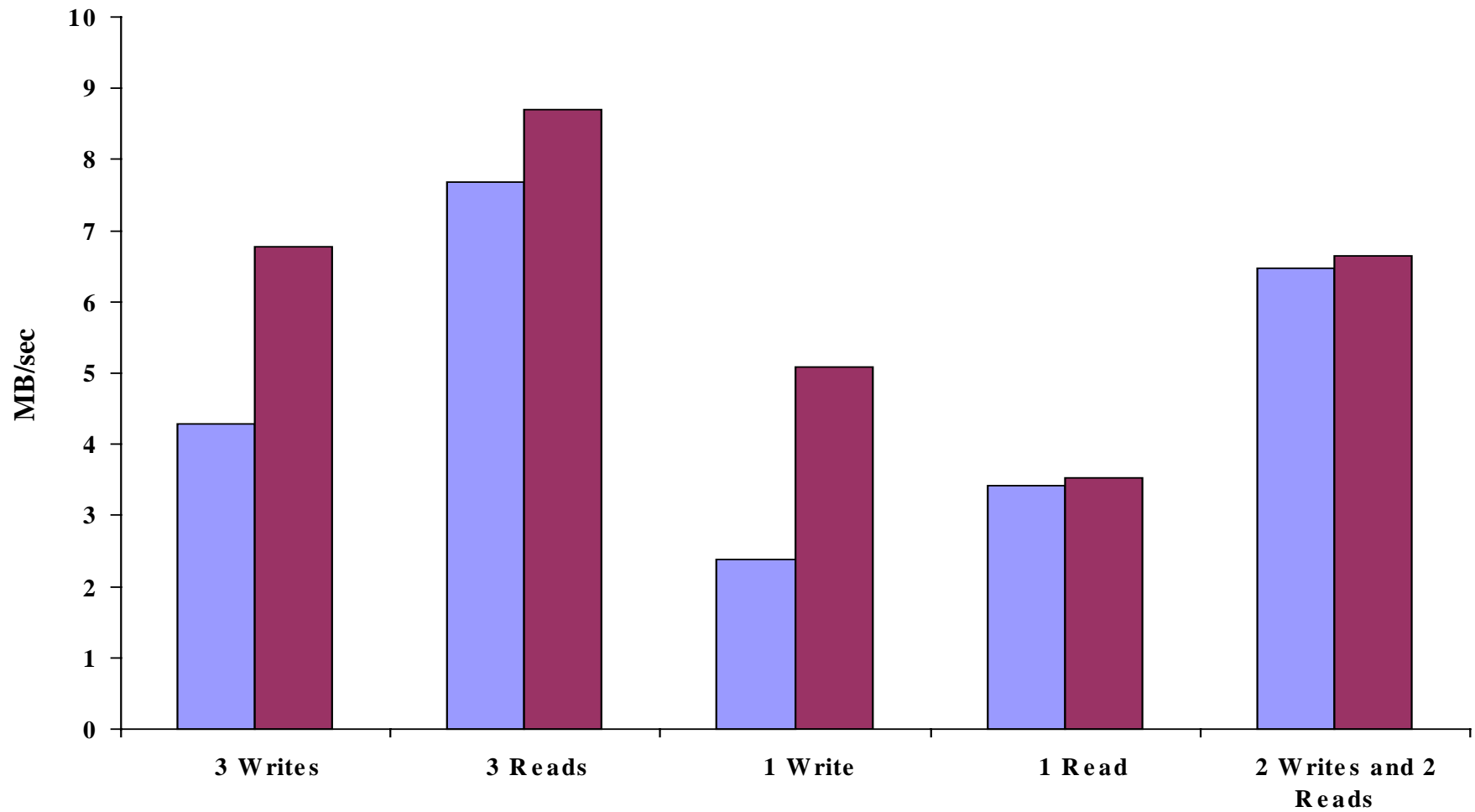
Logistics

- Schedule
 - 6 vendors for direct attached RAID
 - 2 vendors for NFS RAID
- Vendors were provided tests in advance
- Vendors setup time
- 4 hour test time

RAID Results



NFS RAID Results



Conclusions

- Ads do not tell the whole story
 - vendors do not tell you the bad news
- Vendor's performance numbers are skewed
- Tricks
 - using the outer tracks
 - measuring rates to and from cache
 - turning off redundancies

Conclusions cont.

- On Site Evaluations
 - we learned a lot about RAID
 - well worth the time and effort